

**ADAYO**

**ADAYO**



Alibaba



Website

**Huizhou Foryou Optoelectronics Technology Co.,Ltd.**

Tel : +86-752-5300 905 Fax : +86-752-5300 895  
E-mail : nes@adayoled.com Websites: www.adayopower.com  
Address : Foryou Industrial Park Area B, No.1 North Shangxia  
Road, Dongjiang High-tech Industry Park, Huizhou City,  
Guangdong Province, China

[www.adayopower.com](http://www.adayopower.com)



## 2024 NEW ENERGY CATALOGUE

**ODM/OEM Manufacturer**

Reliability Sustainability Full Scenario Solutions



Foryou Industrial Park

## Foryou Corporation

Listed in 2017. Stock Code: 002906

Foryou was founded in 1993 and is committed to becoming a leading supplier of automotive electronics and parts in domestic and global markets. The Corporation business covers Automotive Electronics, Precision Die-casting, Precision Electronic Components and LED lighting, etc.

Since  
**1993**

Top **50**  
of 2021 Forbes China Most  
Innovative Companies

**560,000 m<sup>2</sup>**  
Manufacturing Base

Top **100**  
of Chinese Auto  
Parts Manufacturers

**8%+**  
Total revenue invested in R&D

Top **100**  
of Comprehensive Strength of  
Guangdong's Electronics Information

## Company Profile



**Huizhou Foryou Optoelectronics Technology Co.,Ltd** is a wholly-owned subsidiary of Huizhou Foryou Corporation (stock code: SZ002906), which entered the LED packaging industry in 2006, and was established in 2012 with a registered capital of 32 million dollars. It is a national high-tech enterprise with more than ten years of experience in manufacturing and R&D of electronic products. There are two main business lines: New energy and LED lighting. We are good at ODM, OEM projects, and want to become the R&D and manufacturing centre of all the customers.

## Local Services



## Main Businesses

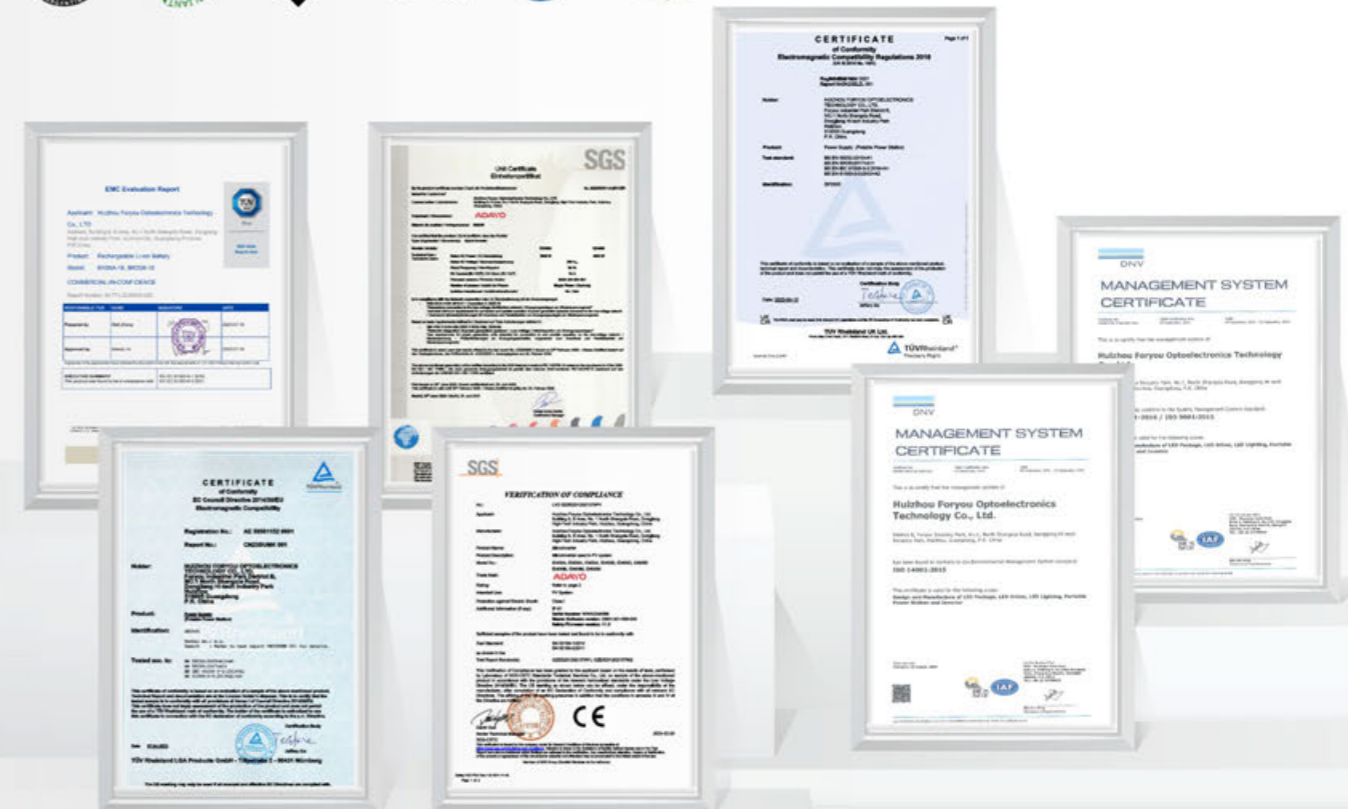


New Energy



LED Lighting

## Professional Certification



## R&D Strength

60+ software and hardware R&D engineers.

20% of them have over 20 years of experience in energy storage industry.

1200 SQM of international standard laboratory.

With more than 100 sets of test instruments and equipment.

We can carry out different product safety tests, EMC test, RF test, grid test, optical test and reliability test.



## Quality Control

15 QC engineers with more than 10 years of experience in quality control of inverter and energy storage industry.

Strictly in accordance with international standards for pre-production, in-production and post-production inspection. 100% aging test before loading and acceptance of third-party shipment inspection.



# Production Center

560,000 square metres of self-built industrial park  
 With the possibility of expanding production lines according to order requirements



Industrial Park



SMT



Battery Storage Pack Production Line



Automatic Glue Filling Production Line



Laser engraving



Automatic Aging Line


# Product Showcase



Lessing



Goethe



Schiller




Heine



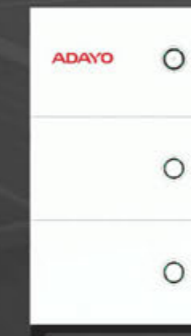
Müller



Remarque



Rowling



Picasso



Grass



Hegel



Pikacu

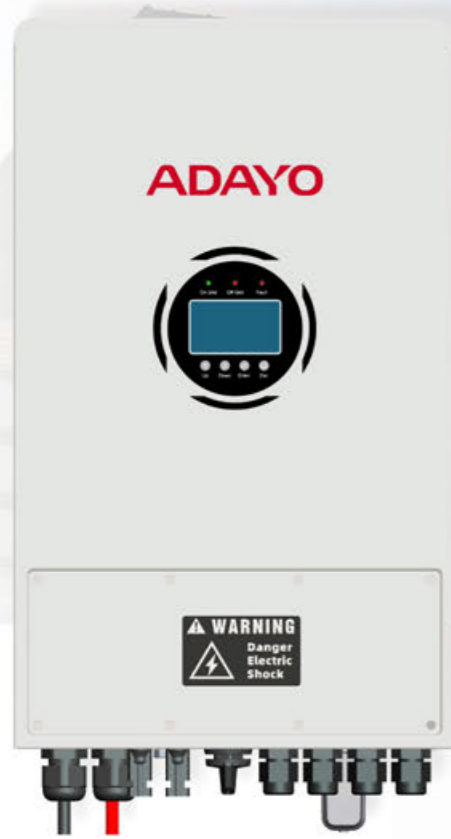


Mountain



Galaxy







ED3600 / ED4600 / ED5000  
On / Off Grid Hybrid Inverter

Product Features

 Multiple operating modes, on-grid, off-grid and UPS. MPPT control

 Integrated smart APP, can remotely diagnose and update


 One key to reactive the LiFePO4 battery pack/pre-charge the input stage

 Compatible with almost all 48V LiFePO4 battery pack and lead-acid battery

 Frequency droop control, Max. 6pcs parallel. DC couple and AC couple to retrofit existing solar system

Technical Specification

Model	ED3600	ED4600	ED5000
<b>Battery Input Data</b>			
Battery Type	Lithium / Lead-Acid	Lithium / Lead-Acid	Lithium / Lead-Acid
Nominal Battery Voltage (V)	51.2	51.2	51.2
Battery Voltage Range (V)	41.6 ~ 58.5	41.6~58.5	41.6~ 58.5
Max. Continuous Charging Current (A)	80	95	95
Max. Continuous Discharging Current (A)	85	100	100
Max. Charge Power (W)	3600	4600	5000
Max. Discharge Power (W)	3600	4600	5000
<b>PV String Input Data</b>			
Max. Input Power(W)	5200	6600	7000
Max. Input Voltage (V)	500	500	500
MPPT Operating Voltage Range (V)	120-430	120-430	120-430
Start-up Voltage (V)	150	150	150
Nominal Input Voltage (V)	360	360	360
Max. Input Current per MPPT(A)	15	15	15
Max. Short Circuit Current per MPPT (A)	18.9	18.9	18.9
Number of MPPT Trackers	2	2	2
Number of Strings per MPPT	1	1	1
<b>AC Output Data (On-grid)</b>			
Rated Power Output to Utility Grid (W)	3600	4600	5000
Max. Apparent Power Output to Utility Grid (VA)	3960	4600	5500
Max. Apparent Power from Utility Grid (VA)	3960	4600	5500
Nominal Output Voltage (V)	220 / 230 / 240	220 / 230 / 240	220 / 230 / 240
Nominal AC Grid Frequency (Hz)	50/60	50/60	50/60
Max. AC Current Output to Utility Grid (A)	17.2	20.0	23.9
Max. AC Current From Utility Grid (A)	17.2	20.0	23.9
Type of Infeed	Single-phase	Single-phase	Single-phase
Max. Total Harmonic Distortion	< 3%	< 3%	< 3%
Power Factor	~0.99 (Adjustable from 0.8 leading to 0.8 lagging)		
Switch Time	< 10ms	< 10ms	< 10ms
<b>AC Output Data (Back-up)</b>			
Back-up Rated Power(W)	3600	4500	4500
Max. Output Apparent Power (VA)	3600	4500	4500
Max. Output Current (A)	15.6	20	20
Nominal Output Voltage (V)	220 / 230 / 240	220 / 230 / 240	220 / 230 / 240
Nominal Output Frequency (Hz)	50/60	50/60	50/60
Output THDv(@Linear Load)	< 3%	< 3%	< 3%
<b>Conversion Efficiency</b>			
Max. Efficiency	97.8%	97.8%	97.8%
EU Efficiency	97%	97%	97%
Max. Battery to AC Efficiency	95%	95%	95%
MPPT Efficiency	99.9%	99.9%	99.9%
<b>Environmental / Ambient Conditions</b>			
Operating Temperature Range (°C)	-25~+60	-25~+60	-25~+60
Excess Temperature Behaviour	Continuous power reduction (derating)		
Relative Humidity	0 to 95 %, non-condensing		
Installation Altitude above Sea Level	up to 2000 m above sea level		
Installation Location	Inside & Outside	Inside & Outside	Inside & Outside
Cooling Method	Natural Cooling	Natural Cooling	Natural Cooling
<b>Mechanical Data</b>			
Dimensions (W X H X D mm)	350x580x230	350x580x230	350x580x230
Weight (kg)	25±0.5	25±0.5	25±0.5
Protection Type (in accordance with IEC 60529)	IP65		
Installation Type	Wall installation Wall mounted		
<b>Communications</b>			
Communication with BMS	can	can	can
Communication with Meter	RS485	RS485	RS485
Communication with Porta	WiFi	WiFi	WiFi
Display	LED, WiFi+APP	LED, WiFi+APP	LED, WiFi+APP
Monitoring Settings	Integrated data logger		
<b>Other Data</b>			
Topology	Transformer	Transformer	Transformer
Self-consumption at Night (W)	< 10	< 10	< 10
Protection	PV Insulation Resistance Detection, Residual Current Monitoring, Antiislanding Protection, AC Overcurrent Protection, AC Short Circuit Protection, AC Overvoltage Protection, DC Switch Remote Shutdown		
<b>Reliability</b>			
Manufacturer's Warranty	5 Years	5 Years	5 Years



EA08P3L / EA10P3L / EA12P3L  
Three Phase Hybrid Inverter (LV)

Product Features



100% 3 phase imbalance output: It can output one phase with full power and the others with no power



48V battery voltage: The battery voltage is 48V. It has good battery compatibility



Excess input PV power: The input PV power is 2 times of rated AC output power




Smart phase-level power output limitation: Intelligently adjust the output power of each phase according to the power demand



Complete protection: Hardware and software dual protection. Anti-islanding, Short, Overcurrent, Overvoltage, Overtemperature, etc

Technical Specification

Model	EA08P3L	EA10P3L	EA12P3L
<b>Battery input data</b>			
Battery Type	Lithium or lead acid battery		
Rated battery voltage(V)	48		
Maximum charging voltage(V)	<60(Configurable)		
Maximum charge/discharge current(A)	190	210	240
<b>PV input data</b>			
Maximum DC input voltage(V)	1000		
MPPT Operating voltage range(V)	150-800		
Starting voltage(V)	150		
Maximum input current(A)	18/18	36/18	36/18
MPPT number	2	2	2
<b>AC output parameters (On-Grid)</b>			
Maximum output apparent power (VA)	8800	11000	13200
Rated output voltage(V)	400		
Rated output frequency(Hz)	50/60HZ		
Max output current(A)	18	23	27
Output power factor	~1(-0.8 leading~+0.8 lagging)		
<b>AC output parameters(Off-Grid)</b>			
Rated output apparent power(VA)	8000	10000	12000
Maximum output apparent power(VA)	16000,15sec	20000,15sec	24000,15sec
Rated output voltage(V)	400(+2%)		
Rated output frequency(Hz)	50/60(+0.2%)		
Max output current(A)	18	23	27
<b>Efficiency</b>			
Max efficiency(PV)	98%		
Max efficiency(battery)	94.50%		
Europe efficiency	97.50%		
<b>Protection</b>			
PV input reverse polarity protection	Yes		
PV insulation resistance detection	Yes		
Residual current detection	Yes		
Output over current protection	Yes		
Output short circuit protection	Yes		
Output over voltage protection	Yes		
<b>Basic data</b>			
Operation temperature (°C)	-25~60		
Storage temperature (°C)	-30~65		
Relative humidity	0~95%		
Working altitude (m)	≤4000		
Cooling	Air cooling		
Noise (db)	<25		
Weight (Kg)	35		
Size (width x height x depth) (mm)	475X683X256		
Protection class	IP66		
Topology	HF isolation (Battery side)		



EC08P3H / EC10P3H / EC12P3H / EC15P3H  
Three Phase Hybrid Inverter (HV)

Product Features

  
Off-grid or Grid-tied  
All-in-one  
Hybrid Inverter

  
Wide Range of  
Battery Voltage  
180~750V

  
Efficient  
1.5~2  
DC/AC Ratio

  
UPS Function with  
10ms Automatic  
Switchover

  
100% Three-phase  
Imbalance  
Output

  
Advanced  
Intelligent  
Monitoring


  
IP65 Dustproof  
and Waterproof  
Rating

  
Smart Phase-level  
Power Export  
Limitation

Technical Specification

Model	EC08P3H	EC10P3H	EC12P3H	EC15P3H
<b>Battery Input Data</b>				
Battery Type	Lithium battery			
Battery Voltage Range(V)	180-750			
Max. Charge/Discharge Current(A)	30/30			
Max.Charge/Discharge Power(W)	8800	11000	13200	15000
<b>PV String Input Data</b>				
Max.PVInput Power(W)	17000	21500	22500	22500
Max. PVInput Voltage(V)	1000			
MPPT Range(V)	200-850			
SPS Start-up Voltage (V)	180			
MPPT Range For Nominal Power(V)	280-800	350-800	280-800	350-800
Nominal PV Input Voltage (V)	620			
Max.Input Current(A)	15/15	15/15	15/30	15/30
Max.Short Current(A)	20/20	20/20	20/40	20/40
No.of MPP Trackers	2			
Strings per MPP Tracker	1		1/2	
<b>AC Output Data(On-grid)</b>				
Nominal Power Output To Grid(VA)	8000	10000	12000	15000
Max. Power Output To Grid(VA)*	8000	10000	12000	15000
Max. Power From Grid (VA)	16000	20000	24000	25000
Nominal Output Voltage(V)	400/380,3L/N/PE			
Nominal Output Frequency(Hz)	50/60			
Max. AC Current To Grid(A)	12.1	15.2	18.2	22.7
Max. AC Current From Grid (A)	24.2	30.3	36	36
Output Power Factor	1(Adjustable from 0.8 leading to 0.8 lagging)			
Outpur THDi(Nominal Power)	< 3%			
<b>AC Output Data (Back-up)</b>				
Max.Output Power(VA)	8000	10000	12000	15000
Peak Output Power(VA)**	16000,1sec	20000,10sec	24000,10sec	24000,10sec
Max.Ouput Current(A)	12.1	15.2	18.2	22.7
Nominal Output Voltage (Vac)	3/N/PE,220/380,230/400			
Nominal Output Frequency(Hz)	50/60			
Outpur THDv(@Linear Load)	< 3%			
Switch time	< 10ms			
Load Control	YES			
Three Phase Unbalance	YES			
<b>Protection and communication</b>				
Protection	Anti-island Protection: Integrated, PV&Battery AFCI: Optional, PV Reverse Protection: Optional, Battery Reverse Protection: Optional, Residual Current Monitoring Unit: Optional, Over Current/Voltage Protection: Optional, DC Switch(PV): Optional, Surge Protection: DC Type II / AC Type III			
Communication Interface	Battery BMS: CAN, EMS: RS485, Meter: RS485, DRED/RCR: YES(DI), Remote Shut Down: YES(DI), Dry-Point: YES(DO), Cloud: Wi-Fi,Bluetooth,4G(Optional), Display/UserInterface: LED/APP			
<b>Efficiency</b>				
MPPT efficiency	99.90%	99.90%	99.90%	99.90%
Max. efficiency	98.30%	98.30%	98.40%	98.40%
Euro-efficiency	97.50%	97.60%	97.60%	97.60%
<b>General Data</b>				
Operating Temperature Range(°C)	-25~60			
Relative Humidity(%)	0-100%			
Operating Altitude(m)	≤2000			
Cooling	Nature Cooling		Smart Fan Cooling	
Noise(dB)	< 35		< 50	
Weight(kg)	29			
Size(W/H/D)(mm)	500*550*218			
Installation	Wall-Mounted			
Protection Degree	IP65			
<b>Certifications&amp;Standards</b>				
Grid Regulation	CEI0-21;VDE4105-ARN;VDE0126-1-1;EN50549;G98,G99,G100			
Safety Regulation	IEC62109-1&2			
EMC	EN610006-1,EN61000-6-2,EN610006-3,EN61000-6-4,EN61000-4-16,EN61000-4-18,EN61000-4-29			





ED3000-EO / ED5000-EO  
Off Grid Hybrid Inverter

Product Features



Suitable for customizing various PV Energy Storage System



Max. 6pcs in parallel ( Only ED5000-EO)



Automatic activation of LiFePO4 battery pack



Compatible with almost all 48V LiFePO4 battery pack



Multiple operating modes, off-grid and UPS, MPPT charger built-in



Integrated smart APP, can remotely diagnose and update

Technical Specification

Model	ED3000-EO	ED5000-EO
<b>Battery Data</b>		
Battery Type	Lithium / Lead-Acid	
Nominal Battery Voltage (V)	24	48
Max. Continuous Charging Current (A)(A)	120	80
Max. Charge Power (W)	3200	4500
Max. Discharge Power (W)	3000	5000
<b>PV String Input Data</b>		
Max. Input Power (W)	4000	6000
Max. Input Voltage (V)	150	500
MPPT Operating Voltage Range (V)	120-430	
Start-up Voltage (V)	150	
Nominal Input Voltage (V)	300	
Number of MPPT Trackers	1	
Number of Strings per MPPT	1	
<b>AC Output Data</b>		
Rated Power (W)	3000	5000
Nominal Output Current (A)	13.6	21.7
Nominal Output Voltage (V)	220 / 230 / 240	
Nominal Output Frequency (Hz)	50 / 60	
Output THDv (@Linear Load)	<3%	
<b>Conversion Efficiency</b>		
Max. Efficiency	93.6%	
MPPT Efficiency	99.9%	
<b>Protection</b>		
AC Over current Protection	Integrated	
AC Short Circuit Protection	Integrated	
AC Over voltage Protection	Integrated	
Remote Shutdown	Integrated	
<b>Environmental / Ambient Conditions</b>		
Operating Temperature Range (°C)	0 ~ 50	
Excess Temperature Behaviour	continuous power reduction (derating)	
Relative Humidity	0 to 95 % (climate class 4k6), non-condensing	
Installation Altitude above Sea Level	up to 2000 m above sea level	
Installation Location	Inside	
Cooling Method	Air Cooling	
<b>Mechanical Data</b>		
Dimensions (W × H × D mm)	300x485x120	300x485x120
Weight (kg)	9±0.5	9.5±0.5
Protection Level	IP20	
Installation Type	Wall Installation with Wall Bracket	
<b>Communications</b>		
Display	LCD, WLAN + APP	
Monitoring Settings	Integrated data logger	
Communication with BMS	CAN	
Communication with Portal	Wifi	
<b>Other Data</b>		
Topology	Transformerless	
Reliability	Integrated	
Manufacturer's Warranty	2Years	




ID600A / ID800A  
Microinverter

Product Features

  
Safe to use:  
High voltage  
isolation & relay  
in L/N

  
Further waterproof:  
IP67+ waterproof measures,  
such as vent valve,  
are adopted

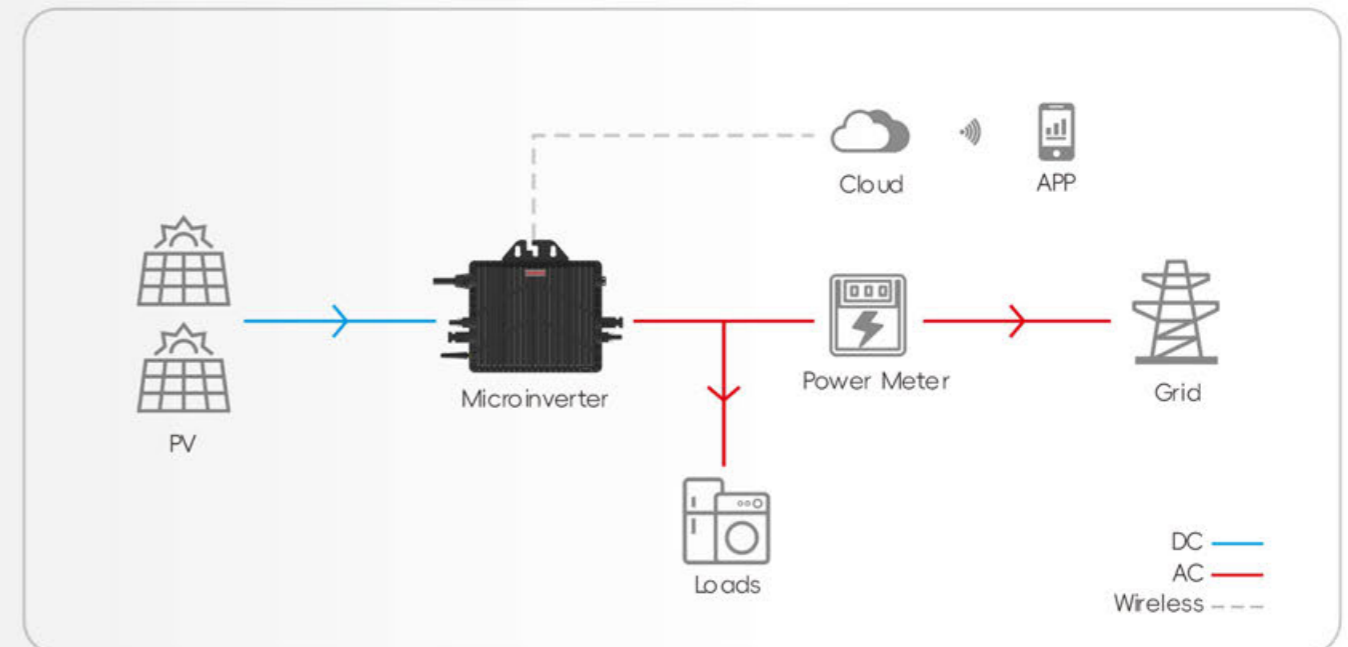
  
Max power generation:  
Max Input Current 14A.  
Maximize the use of PV  
power generation

  
Easy to use & maintain:  
Inspect, maintain and  
update remotely.  
No gateway needed

  
Complete protection:  
Hardware and software  
dual protection  
(complete protection: Anti-islanding, Short,  
Overcurrent, Overvoltage, Overtemperature, etc.)

Technical Specification

Model	ID600A	ID800A
<b>PV Input (DC)</b>		
PV Max Input Power (W)	210~420W * 2	210~560W * 2
PV Max Input Voltage (V)	16~60	16~60
Start-up Voltage (V)	30	30
MPPT Voltage Range (V)	25 ~ 55	25 ~ 55
Max Input Current (A)	12A x 2	14A x 2
Number of MPP Trackers	2	2
<b>AC Output</b>		
Rated Output Power (W)	600	800
Nominal Output Current (A)	2.6	3.48
Nominal Grid Voltage (V)	230(single-phase)	230(single-phase)
Grid Voltage Range (V)	180~264VAC	180~264VAC
Nominal Grid Frequency (Hz)	50Hz/60Hz	50Hz/60Hz
Max.Total Harmonic Distortion	<3%(rated power)	<3%(rated power)
Power Factor	>0.99	>0.99
Max Parallel	8pcs	6pcs
Anti-islanding Protection	Yes	Yes
AC Short Circuit Protection	Yes	Yes
<b>System</b>		
Max. Efficiency	96.70%	96.70%
Protection Class	CLASS I	CLASS I
Protection Level	IP67	IP67
Cooling Method	Natural Cooling	Natural Cooling
Monitoring	WIFI	WIFI
Operating Temperature Range (°C)	-40 ~ +65	-40 ~ +65
Manufacturer's Warranty	10 Years	10 Years
<b>Mechanical Data</b>		
Dimensions(W x H x D mm)	225 x 225 x 37	235 x 235 x 37
Weight (kg)	2.7	3.6





DA802  
Micro-Storage

Product Features



Easy to install:  
Built-in battery,  
plug and play installation.  
Wall and floor mounting



Super cooling:  
Use heat sink to  
dissipate heat rather  
than internal fan



IP65 Dustproof  
and Waterproof  
Rating



Complete protection: Short,  
Overcurrent, Overvoltage,  
Open-circuit, Undervoltage,  
Overtemperature



-10°C battery charging (Optional):  
Battery can  
be charged above  
-10°C in winter



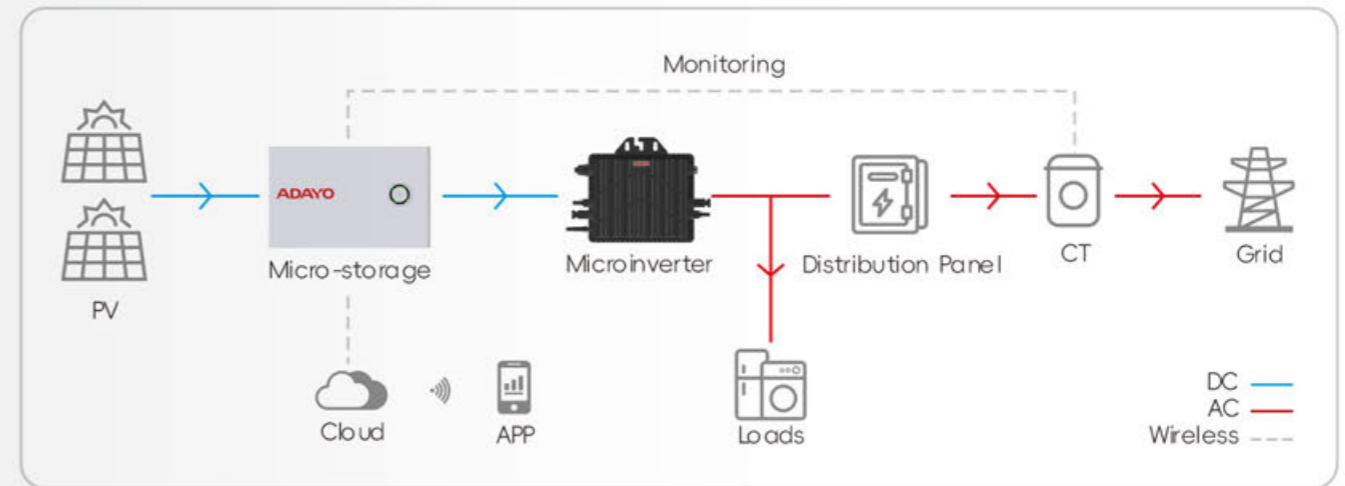
Realtime power consumption data  
(Optional): Based on CT realtime  
monitoring of household electricity  
consumption, maximize the use of  
PV power generation



Expandable batteries (Optional):  
Up to 2 batteries (each  
2240Wh) can be expanded  
by simple stacking

Technical Specification

Model	DA802
Operating Voltage Range (V)	16~60
MPPT Voltage Range (V)	20~55
Max Input Current (A)	14A*2
Capacity (Wh)	2240
Battery type	LFP
Rated output power (W)	800 max
Charging Temperature (°C)	0~45
Discharging Temperature (°C)	-20~45
IP Grade	IP65
Dimensions (mm)	620*380*175



Model	SBE557
<b>Inverter Data</b>	
Max. Input Power(W)	7000W
PV Input Voltage Range(V)	150~500
MPPT Operating Voltage Range(V)	120~430
Number of MPPT	2
Number of Strings per MPPT	1
Max. Input Current per MPPT	15A/15A
Nominal Utility Grid Voltage(V)	220/230/240
Nominal Utility Grid Frequency(Hz)	50/60
Rated Power Output to Utility Grid(W)	5000
Max. Apparent Power Output to Utility Grid(VA)	5500
Back-up Rated Power(W)	4500
Switch Time	<10ms
<b>Battery Data</b>	
Battery Type	LiFePO4
Single Battery Energy(kWh)	5.12
No. of Expandable Batteries	6
Usable Energy Range(kWh)	5.12~40.96
Battery Voltage Range(V)	41.6~58.5
<b>EV Charger Data</b>	
Rated Power(W)	7000
Nominal Voltage(V)	220/230/240
Nominal Frequency(Hz)	50/60
Operation Mode	Swipe card/APP control/Insert charger plug to start automatically/Schedule appointment for charging
Output cable	5m AC charging cable
<b>Convention Efficiency</b>	
Max. Efficiency	98%
EU Efficiency	97%
Max. Battery to AC Efficiency	95%
MPPT Efficiency	99.9%
<b>System Data</b>	
Operating Temperature Range (°C)	-25~55°C
Relative Humidity	≤95% (25°C)
Vibration	<0.5G
Noise	<35 dB
Installation Altitude above Sea Level	<2000m
Protection Level	IP65
Cooling Mode	Natural Cooling
Communication	RS485/CAN/WIFI
Inverter Dimensions (W x H x D mm)	580 x 501 x 370
EV Charger Dimensions (W x H x D mm)	580 x 220 x 370
Single Battery Dimensions (W x H x D mm)	580 x 220 x 370
Base Dimensions (W x H x D mm)	604 x 100 x 404



SBE557  
Energy Storage System  
with EV Charger

Hybrid Inverter  
(Single Phase)

Ev Charger Gun

Battery Module 5kw  
(Max 6 Pcs)

Base With Wheels  
(optional)

Product Features



Easy to install.  
Modular design.  
Expand the modules  
by stacking



PV inverter + ES + EV Charger,  
all in one. Save  
the installation cost of  
charging piles. And they  
have one APP



Expandable batteries.  
Up to 6 parallel batteries  
can be expanded by  
stacking



IP65 Dustproof  
and Waterproof  
Rating



Hardware and software  
dual protection  
(Complete protection: Anti-islanding, Short,  
Overcurrent, Overvoltage,  
Overtemperature, etc.)




Excess input PV power.  
The input PV power is 1.4  
times of rated AC  
output power



Product Features

  
Off-grid PV inverter + ES,  
all in one.  
IP54 Protection Level

  
Up to 4 parallel  
batteries can be  
expanded by stacking

  
Slim body: The body  
thickness is 200mm,  
saving installation space

  
Complete protection:  
Hardware and  
software dual protection

  
Complete protection: Short,  
Overcurrent, Overvoltage,  
Overtemperature, etc

Technical Specification

All-in-One Parameters	AD3003-EO	AD5005-EO
<b>PV input</b>		
PV max input (Vdc)	500	500
MPPT voltage range (Vdc)	120~500	120~500
Maximum PV input current / MPPT(A)	25	25
Max PV input power (W)	4000	5500
<b>Battery</b>		
Max Input / Output Voltage (V)	28.2	56.4
Operating Voltage Range (V)	20~28.2	44~56.4
Standard Charge / Discharge Current (A)	50/50	50/50
Max Input / Output Power (W)	4000/4000	5000/5000
Battery Type	Li-ion(LFP)/Lead-acid	Li-ion(LFP)/Lead-acid
<b>Off-Grid AC Output</b>		
AC voltage (Vac)	220/230/240 (L+N+PE)	220/230/240 (L+N+PE)
Frequency (Hz)	50 /60(auto-adaptation)	50 /60(auto-adaptation)
Max. continuous current (A)	14A	21.7
Max. continuous Power (W)	3300	5000
Max AC apparent Power (VA)	3300	5000
<b>Others</b>		
Dimension (mm)	670*200*890	670*200*1000
Protective class	Class I	Class I
IP Grade	IP54	IP54
Working temperature	-25 °C ~60 °C (derating45 °C )	-25 °C ~60 °C (derating45 °C )

Stacked Battery Pack Parameters	PA03P	PA05P
<b>Battery Cell</b>		
Cell Technology	Li-ion(LFP)	Li-ion(LFP)
Capacity (Ah)	106	106
Cell Quantity (pcs)	8	15
<b>Battery Parameters</b>		
Nominal Voltage (Vdc)	25.5	48
Rated Capacity (Ah)	106	106
Rated Energy (kwh)	2.7	5.09
Max Voltage (Vdc)	29.2	54.75
Max Charge Voltage (Vdc)	28.4	53.25
Discharge Cut-off Voltage (Vdc)	20	37.5
Standard Charge Current (A)	50	50
Max Charge Current (A)	100	100
Standard Discharge Current (A)	50	50
Max Discharge Current (A)	100	100
<b>Others</b>		
IP Grade	IP54	IP54
Dimension (mm)	670*180*310	670*200*420
Communication	RS485/CAN	RS485/CAN
Operation Temperature (°C)	0~50	0~50
Storage Temperature (°C)	-20~60	-20~60
Humidity	<45%	<45%
Altitude(m)	<2000	<2000



PA05G / PA05S  
Wall Pack / stacked Battery Storage

Product Features



With cell, environment, MOS temperature detection, cell high and low temperature alarm and protection function



Short Circuit Protection. Charging balance function. Cell capacity estimation function



With single cell voltage, battery pack voltage detection, over-charge, over-discharge alarm and protection functions



There are various modes of dormancy and awakening. RS232/RS485 communication interface, using isolation communication






With charge and discharge current detection, over-charge and over-discharge current warning and protection functions

Technical Specification

Item	Specifications		Note
	PA05G	PA05S	
Model	PA05G	PA05S	
Type	LiFePO4 Battery		
Pack Method	16S1P		
Nominal capacity	100Ah		Charge/Discharge: 0.5C Cut-off Voltage: 40V
Nominal voltage	51.2V		
Energy	5,120Wh		
Charge method	CC/CV		
Charge cut-off voltage	58.4V		
Discharge cut-off voltage	40V		
Standard charge current	50A		
Max. charge current	100A		Warranty conditions: Charge current ≤ 50A (0.5C) @ 77°F (25°C) 80% DoD
Standard discharge current	50A		
Max. continues discharge current	100A		Warranty conditions: discharge current ≤ 50A (0.5C) @ 77°F (25°C) 80% DoD
Operational efficiency	98%		
Cycle life	6,000 times		Discharge current ≤ 50A (0.5C) @ 77°F (25°C) 80% DoD
Internal impedance	≤ 50mΩ		
Dimension	620*470*165mm	760*600*100mm	
Weight	48 ± 2kg		
Communication Mode	CAN, RS485, RS232		
Working temperature range	Charge: 0°C ~ 55°C Discharge: -5°C ~ 55°C		
Storage Temperature	-10°C ~ 45°C		

Technical Specification

Model	64.5 kWh	107.5 kWh	215kWh
Picture			
Cell type	LifePO4, EVE LF280K	LifePO4, EVE LF280K	LifePO4, EVE LF280K
System battery configuration	1P72S	1P120S	1P240S
DC side battery capacity	64.5kWh	107.5 kWh	215kWh
Battery voltage range	194.4~262.8V	324V~438V	600V~876V
Battery cabinet size (W * H * D)	950*2000*950mm	750*2000*200mm	1670*1980*1050mm
Battery Cabinet Weight	Approx 1000kg	Approx 1600kg	Approx 2800kg
Protection class	Battery compartment IP55, PCS compartment IP44		
Corrosion protection class	C3	C3	C3
Operating humidity range	0 ~ 95 % (non-condensing)		
Operating temperature range	-30 ~ 50°C (> 45°C derating)		
Maximum altitude	3000 m	3000 m	3000 m
Battery cooling method	Intelligent air cooling		
Fire Safety	Aerosol, Combustible Gas Detection + Ventilation		
Standard	GB/T 36276, GB/T 34131		
<b>PCS Parameters</b>			
Rated output power	30KW	60KW	100KW
PV input power	15KW	30KW	50KW
Total current waveform distortion rate	<3%(at rated power)		
Rated grid voltage	400 V	400 V	400 V
Grid voltage range	360 ~ 440 V	360 ~ 440 V	360 ~ 440 V
Rated grid frequency	50/60 Hz	50/60 Hz	50/60 Hz
Grid frequency range	45~55 Hz, 55~65 Hz	45~55 Hz, 55~65 Hz	45~55 Hz, 55~65 Hz

Peak load shifting / PV power supply

Avoiding insufficient transformer capacity








Emergency power supply

Preventing wasted solar energy due to grid capacity constraints



Distributed Intelligent Energy Storage Cabinet

Product Features

-  Equipped with new A-grade batteries with a cycle life of over 6,000 cycles
-  Supports multiple operating modes, adaptable to different application scenarios
-  Built-in multiple protection functions such as lightning, fire and anti-theft
-  Perfect matching of peak and off-peak tariffs through two charging and two discharging cycles
-  Modular design, supporting parallel expansion
-  BMU, RCU and EMS are integrated internally for seamless operation
-  Three-phase 100% unbalanced load capability



SP2000M / SP2500M ( Micro-storage version )  
Portable Power Station

### Product Features



Dual application for Balcony solar storage & Portable energy storage



Adapt to most 300~1200W microinverters in the market



Multiple protection, high precision BMS algorithm and Ti IC



Instantly switch to the battery supply when the grid is interrupted



Bidirectional inverting. High efficiency, fast charging and adjustable charging power



Support devices with rated power exceeding 56% of the product



High safety & long life battery. Use high quality and 4000+ cycles life battery



Customized power consumption plan: Set power consumption plan by app, use electricity efficiently

### Technical Specification

Model	SP2000M	SP2500M
<b>Basic specification</b>		
Rated AC output	2000W	2500W
Battery energy	1872Wh	2496Wh
Battery cycle Life	4000 cycles	
Dimension	51.5*29.2*32.2cm	
Weight	about 22kg	about 25.5kg
Total input power	1400W max	
Charging temperature	0~40°C	
Discharge temperature	-10~45°C	
Storage temperature	Short-term(<3 months): -20~45°C Long-term(3~12 months): 0~25°C	
<b>Smart function</b>		
EPS	Start-up time ≤30ms	
Smart car-charging	Smart recognition for car-charging	
Auto-charging	Maintain 90% capacity	
Super load	Rated power of load < 3100	Rated power of load < 3900
<b>Output ports specification</b>		
AC output (x4)	Rated 2000W; Peak < 3300W	Rated 2500W; Peak < 4500W
USB-A port (x4)	5V=3A, 9V=2A, 12V=1.5A; max 18W	
Type-C port (x2)	5V/9V/12V/15V = 3A, 20V = 5A; max 100W	
cigar lighter port (x1)	13V=10A max; 130W	
DC5521 port (x2)	13V=3A max; 39W	
Anderson port (x1)	48V=25A max; 1200W	
<b>Input ports specifications</b>		
AC Input	1400W max	
DC Input	800W max	
DC input:Car-charging	13.2V, max 8A	
DC input:Solar charging	18V~40V, max 22A	

### New Balcony Solar System







SS3300 / SS3600  
Portable Power Station

Product Features



Built-in LFP battery  
≥3500 times (≥70%)



3840Wh large-capacity  
battery to meet multiple  
scenarios



4 output modes, 13  
interfaces used  
simultaneously



Adopt bi-directional  
fast charging technology,  
0% - 100% charging only  
takes 3 hours



3600W strong output  
power, compatible with  
99% of commonly used  
electrical equipment

Technical Specification

Project	Specifications	
Model	SS3300 (US)	SS3600 (EU)
Battery	LiFePO4 40135	
Battery capacity	3840Wh	
Output Power	3300W	3600W
AC Input Voltage	100V/120V/220V/230V/240V	
XT90 Input	11.5-160V, Max 20A	
USB Output	USB-A*2: 5V-3A, 9V-2A, 12V-1.5A; max 18W USB-C*3: 5V-3A, 9V-2.22A, 12V-1.67A; max 20W Type-C*1: 5V/9V/12V-3A, 20V-5A; max 100W	
AC Output	3300W*5 (30A*1)	3600W*3
DC Output	DC5521*2: 13.5V-3A; XT60*1: 13.6V-25A	
Cigar lighter Output	13.6V-10A	
LED light	2W-4W	
Battery Life Cycles	3500 times (capacity ≥770%)	
Recharging time (AC)	About 3Hrs	
Charging Methods	AC Charging; Solar Charging; Car Charging	
Input power	AC 1500W max, DC 2000W max	
AC Input power Adjustable	300W/600W/900W/1200W/1500W ( Adjustable by Knob )	
Charging temperature	0 ~ 40°C	
Discharging temperature	-10 ~ 40°C	
Product size	550*321*464mm	
Weight	42Kg	

Support for multiple devices



EV Car



Electric lights



Rice Cooker



Coffee Maker



Induction Cooker



Drones



Laptop



Microwave Oven



Electric Fan



Car Refrigerator



Drilling Machine



Switch



VK01 / VK02 / VK04  
Flexible & Folding Solar Panels

Product Features



The new technology of copper foil inlay, 100% eliminates micro-hidden cracks



40-50% Lighter and smaller than the traditional one, very convenient for carry and storage in the car



Folding structure design, more portable. The back with plate is easy to adjust the angle to the sun. Support outdoor power charging with two solar panels in paralleled



With high power and speed output, with outdoor power supply for rapid reproduction of energy. Supporting the output while charging. You can enjoy the light freely where is sunshine




The whole machine is IP65 for poor weather, if accidentally wet by rain, put it in a dry and ventilated place to dry and then can continue to use. The whole product with ROHS certificate

Technical Specification

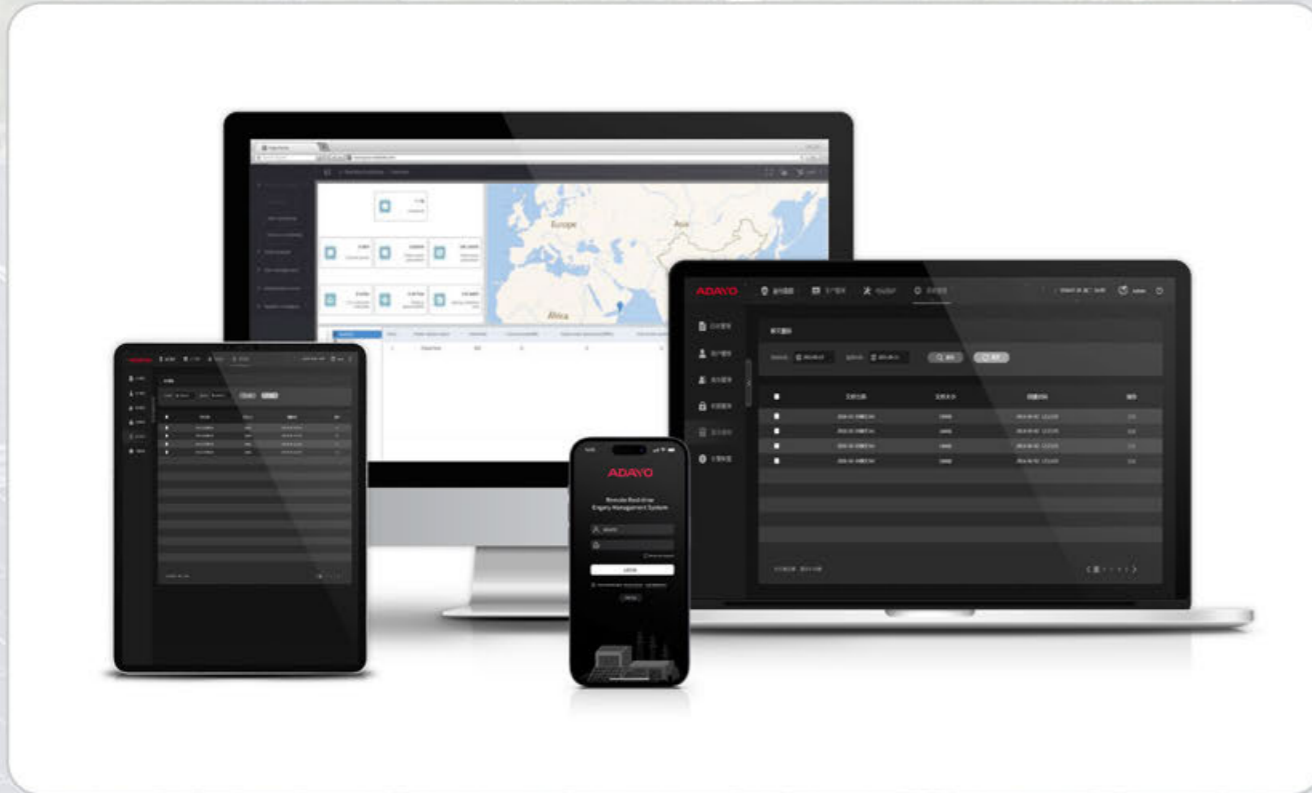
Project	Specifications
Model	VK01
Battery type	Monocrystalline solar cell
Peak Power (Pmax)	100W (- 5%, + 10%)
Power Voltage (Vmp)	19.8V (- 5%, + 10%)
Power Current (Imp)	5.05A (- 5%, + 10%)
Open Circuit Voltage (@STC)	21.6V (- 5%, + 10%)
Short Circuit Current (@STC)	6.1A (- 5%, + 10%)
MC4 Operation Power	98W (- 5%, + 10%)
MC4 Operation Voltage	19.5V (- 5%, + 10%)
Current Temperature Coefficient	- 0.07%/°C
Voltage Temperature Coefficient	- 0.36%/°C
Power Temperature Coefficient	- 0.38%/°C
Folding method	1*2fold
Port	DC7909 + Anderson + XT60 + MC4
Product weight	2.7±0.5KG
Cell Efficiency	22% (- 5%, + 10%)
Expand Size	1220*545*20mm ±5mm
Folded Size	530*545*42mm ±5mm

Project	Specifications
Model	VK02
Battery type	Monocrystalline solar cell
Peak Power (Pmax)	200W (- 5%, + 10%)
Power Voltage (Vmp)	19.8V (- 5%, + 10%)
Power Current (Imp)	10.1A (- 5%, + 10%)
Open Circuit Voltage (@STC)	23.8V (- 5%, + 10%)
Short Circuit Current (@STC)	11.11A (- 5%, + 10%)
MC4 Operation Power	197W (- 5%, + 10%)
MC4 Operation Voltage	19.5V (- 5%, + 10%)
Current Temperature Coefficient	- 0.07%/°C
Voltage Temperature Coefficient	- 0.36%/°C
Power Temperature Coefficient	- 0.38%/°C
Folding method	1*4fold
Port	DC7909 + Anderson + XT60 + MC4
Product weight	4.7±0.5KG
Cell Efficiency	22% (- 5%, + 10%)
Expand Size	2310*545*20mm ±5mm
Folded Size	530*545*54mm ±5mm

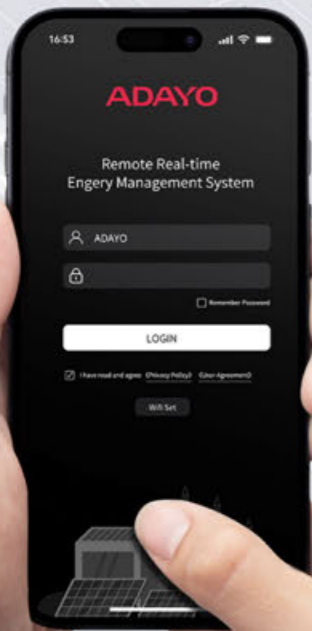
Project	Specifications
Model	VK04
Peak Powers(W)	400W±5%
Open Circuit Voltage(V)	31.68V±5%
Peak Voltages(V)	26.4V±5%
Peak Current(A)	15.15A±5%
Short Circuit Current(A)	16.66A±5%
Cell Conversion Efficiencies	22%±1%
Solar Cell Type/ Number of Cells/Connections	Monocrystalline / 144 pieces / series-parallel connection
Lamination	Frosted laminate
Package	Waterproof fabrics
Sealant	EVA
Connection cable/connector model	3 metres MC4+ regulator box output
Maximum system voltage (V)	700V DC
NOCT Rated Operating Temperature	48±2°C
Operating Temperature Range	-20°C~ +75°C
Current Temperature Coefficient	0.1%/°C
Voltage Temperature Coefficient	-0.37%/°C
Power temperature coefficient	-0.45%/°C
AM Barometric pressure	1.5
R Serial load	1.96Ω
T Test temperature	25°C
<b>Electrical Performance Test</b>	
Parameter characteristics of regulator box	Conversion efficiency >93%
DC Output	13.2V 65W(MAX)
TYPE C Output	PD3.0 Maximum 60W 5V/9V/12V/20V (3.0A) support BC1.2, Apple, QC2.0 and QC3.0 Huawei fast charge, FCP SCP (Super Fast Charge) MTK PE+1.1 and MTK PE+2.0 Samsung Fast Charging Protocol AFC
USB1/USB2 Output (Orange)	Maximum 18W (5V/3A, 9V/2A, 12V/1.5A) Support BC1.2, Apple QC2.0 and QC3.0 Huawei Fast Charge FCP Samsung Fast Charge AFC Input undervoltage/overvoltage, output short circuit and overheat protection
Standard Tested Condition	AM=1.5, T=25±2°C, 1000W/m²
Unfolded Size (mm)	3460*710*4mm



## Monitoring Platform




Web-based & mobile app monitoring  
Data point plotted every 1 minute



Remote Real-time  
Energy Management System

## Smart IoT



WiFi data acquisition communication box

The running data of your PV plant will be uploaded to the server of via this WiFi Dongle and it can be viewed either with your mobile app or our energy management system



Android /IOS APP

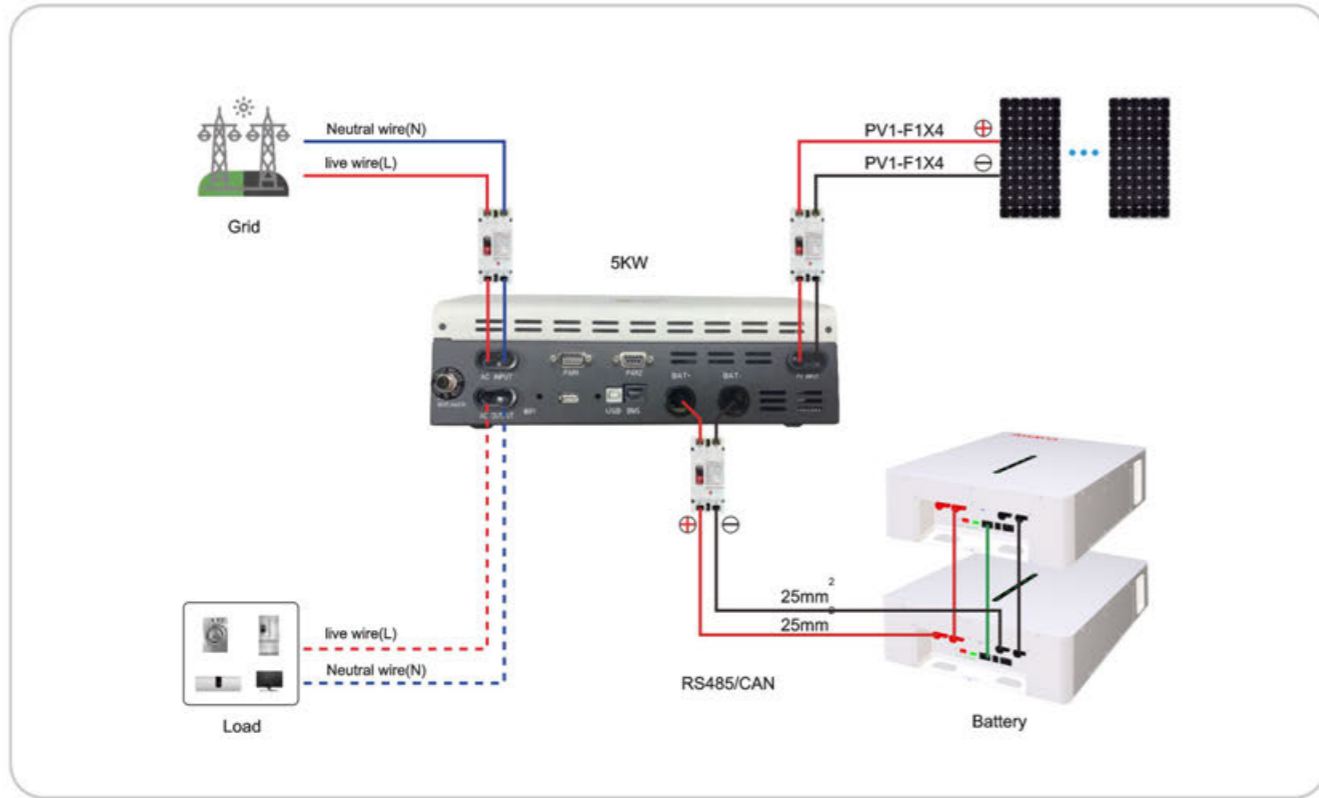
Fast and simple, saving cost, time and energy  
Display single real-time data and power generation data  
Real time energy flow diagram and equipment status are clear and easy to see  
Monitor the power generation status of the power station at anytime and anywhere, and the data is clear at a glance  
Support remote parameter setting and fault diagnosis



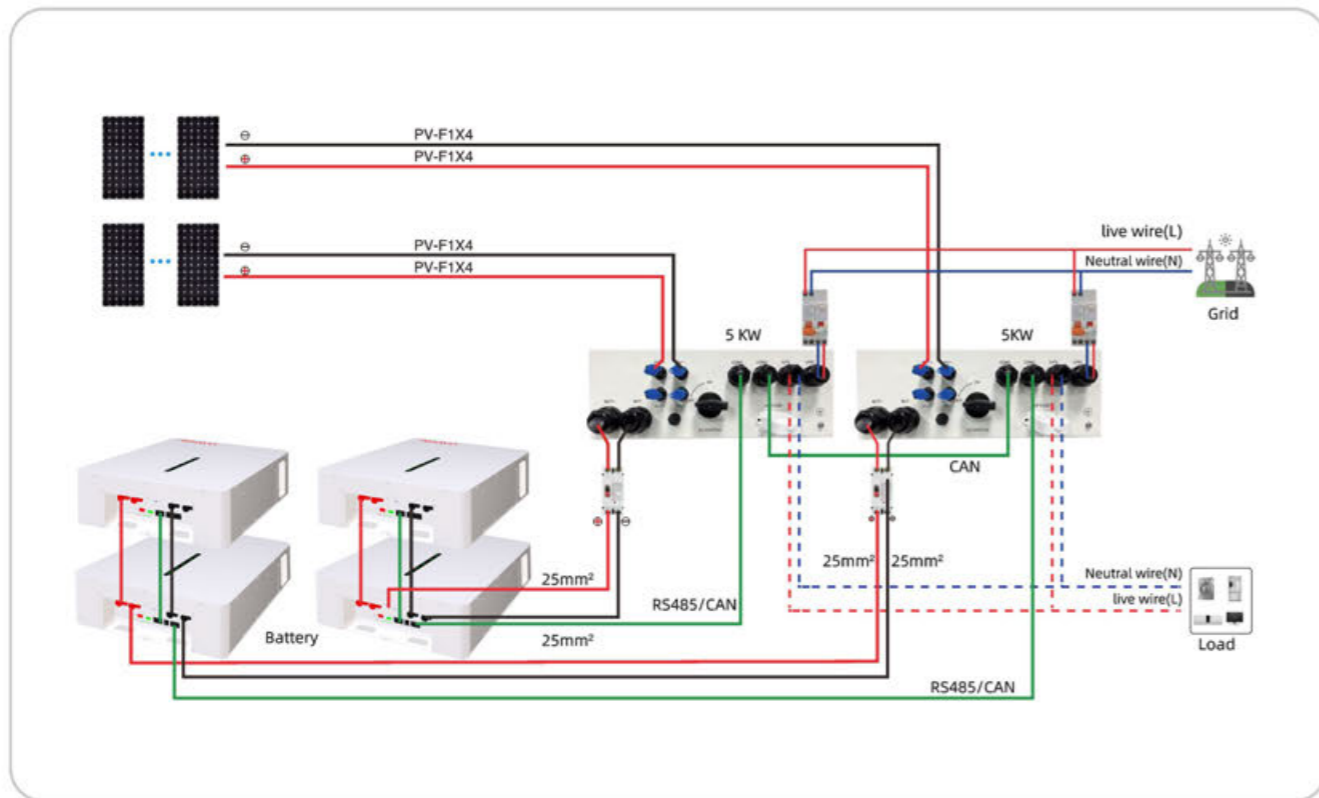
PC

Support device remote firmware upgrade  
Real time control of equipment maintenance and operation status  
Multi level authority management, which can quickly retrieve power stations and equipment  
Visual display of equipment power generation and equipment operation status  
Support remote parameter setting and fault diagnosis

# System Integration



Off Grid ESS



On / Off Grid Hybrid ESS

# Project Applications



Balcony solar system



Roof solar system



Commercial and Industrial solar system



Telecommunication base stations solar system



Parking solar system



Floating solar system



Agricultural farms solar system